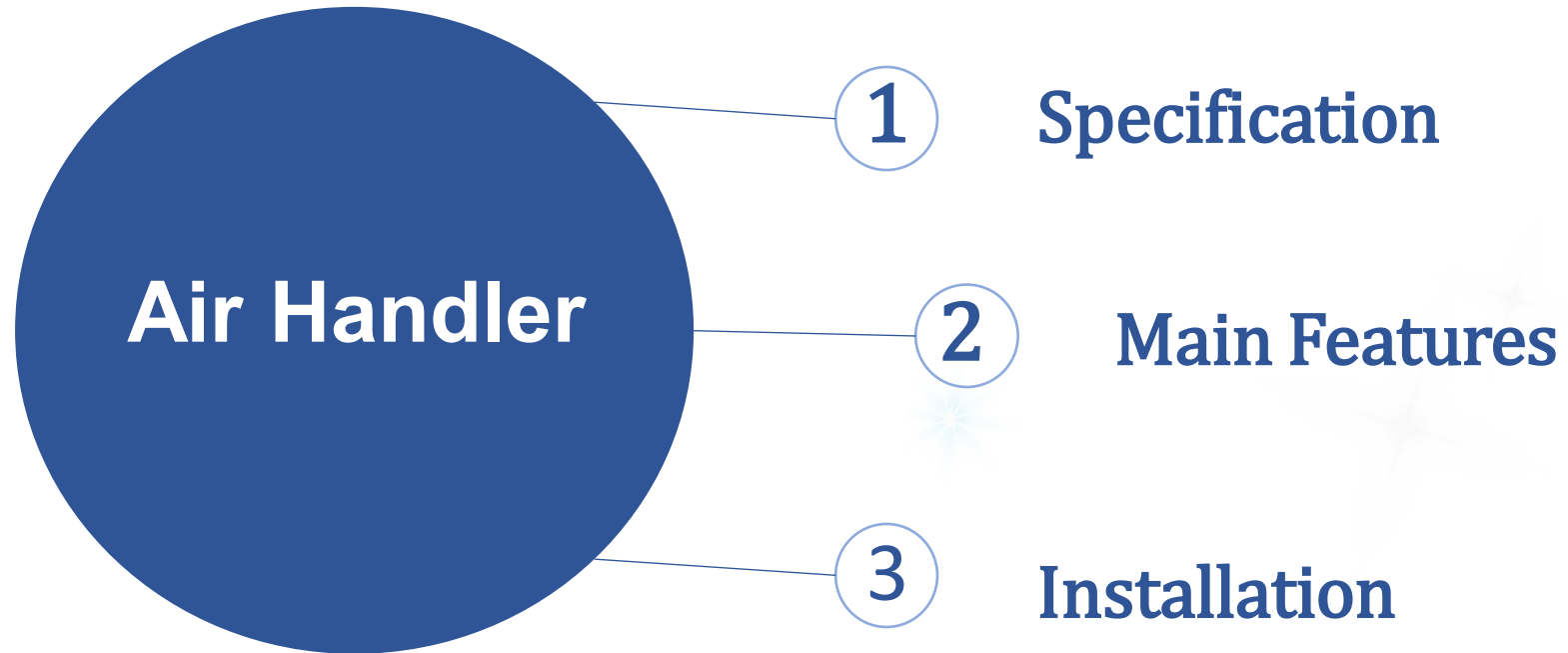




Air Handler
18 SEER



Specification (Cooling only)

Model	Capacity (Btu/h)	SEER	Fan Motor Type	Outdoor dimension Unit (WxHxD) (inch)	Liquid side (inch)	Gas side (inch)	Air flow (CFM)
CAH4-24MBEE1-18	24000	17.5	Centrifugal	19-2/3×45-3/4×22	Φ3/8	Φ3/4	830
CAH4-36MBEE1-18	36000	17.5	Centrifugal	19-2/3×45-3/4×22	Φ3/8	Φ3/4	1100
CAH4-48MBEE1-18	47000	17.5	Centrifugal	22×53-1/8×24-1/2	Φ3/8	Φ7/8	1600
CAH4-60MBEE1-18	56000	17.5	Centrifugal	22×53-1/8×24-1/2	Φ3/8	Φ7/8	1600

Specification (Heat Pump)

Model	Capacity (Btu/h)	SEER	Fan Motor Type	Outdoor dimension Jnit (WxHxD) (inch)	Liquid side (inch)	Gas side (inch)	Air flow (CFM)
CAH4-24MBEE1-18	24000	17.5	Centrifugal	19-2/3×45-3/4×22	Φ3/8	Φ3/4	780
CAH4-36MBEE1-18	36000	17.5	Centrifugal	19-2/3×45-3/4×22	Φ3/8	Φ3/4	1300
CAH4-48MBEE1-18	48000	17.5	Centrifugal	22×53-1/8×24-1/2	Φ3/8	Φ7/8	1500
CAH4-60MBEE1-18	57000	17.5	Centrifugal	22×53-1/8×24-1/2	Φ3/8	Φ7/8	1750

Main Features

□ Cabinet

Galvanized steel, with powder paint on all panels.

□ Expansion device

Use TXS as expansion device.

□ Drain Pan

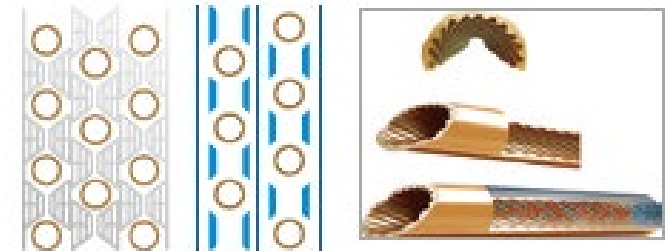
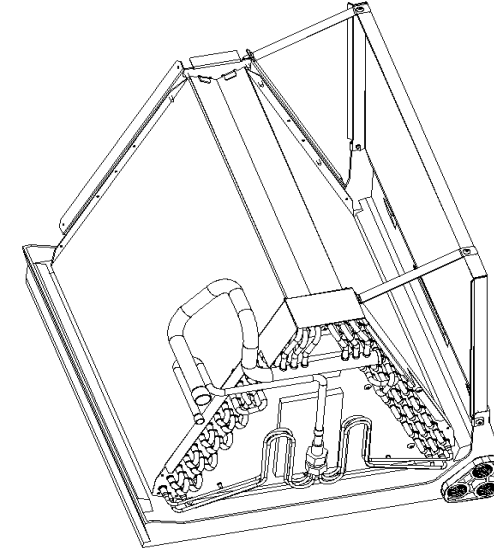
Durable noncorrosive plastic drain pans.

□ Drainage design

Primary and secondary drainage design.

□ Coil

“A” shape coils, constructed with copper tubing and enhanced aluminum fins.



Main Features

□ Motor

Direct drive motors, 3-speed, provide selections of air flow to meet desired applications.

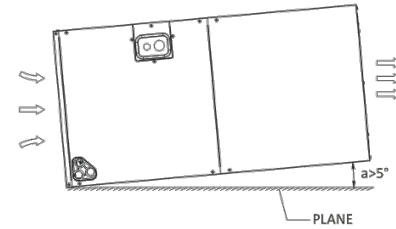
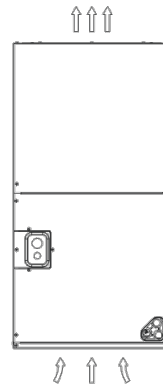
□ Blower

Φ10.8'' big fan, powerful wind.

Slide out blower assembly for easy maintenance.

□ Multi-position installation

Versatile 4-way convertible design for vertical up airflow,, horizontal right airflow.



Main Features



❑ Filter optional

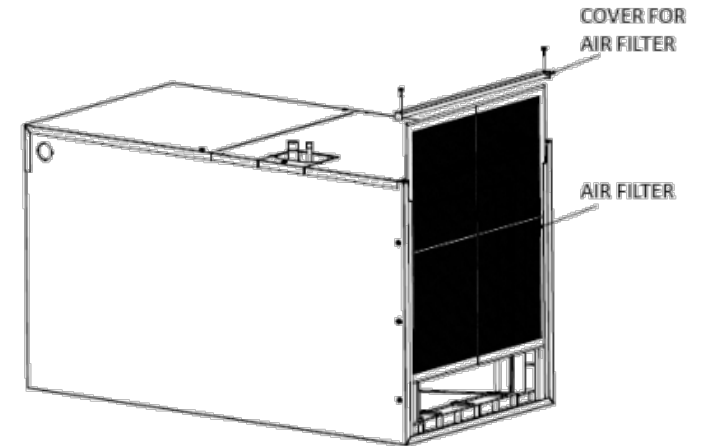
Detachable air filter for cleaning or renewal.

❑ Control

24V control, time delay relay, fan relay and transformer included.

❑ Certificate

Certified in accordance with ARI 210/240 standards,
ETL listed for electrical safety.



Installation

□ Ductwork

Model	Dimensions	
	D	E
18	414	245
24	414	245
36	414	245
48	454	266
60	454	266

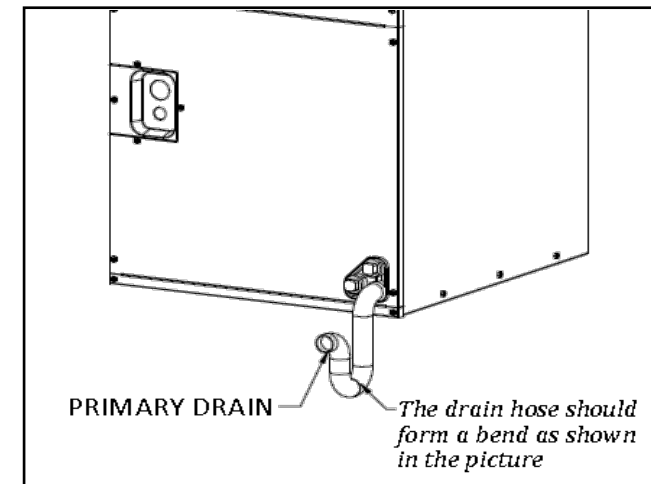
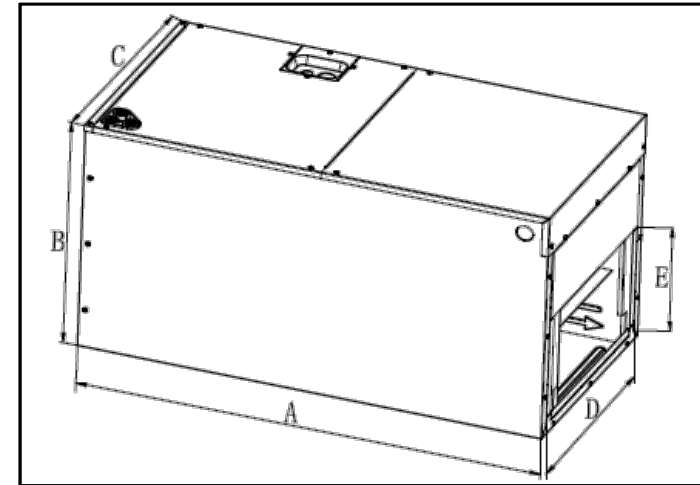
□ Condensation Drain Tubing

Make sure the unit is level or slightly ;

Toward primary drain connection;

Install a 3-inch trap;

Drain plugs are provided as accessories



Thank you